



Mini Cart Coupon

User/Installation Guide

Version 2.3.1

1. Overview

The Mini Cart Coupon extension gives the ability to your customers to apply a coupon code in Mini Cart. There is no need anymore to wait until the Cart or Checkout page. Additionally you can configure to display the Grand Total and the Discount Amount in Mini Cart. Provide a better shopping experience to your customers and a better overview of the total cost of their purchases.

2. Key Features

- Apply a coupon code in Mini Cart
- Display Grand Total in Mini Cart
- Display Discount Amount in Mini Cart
- Ajax processing and Totals calculation
- Better customers' shopping experience

3. Other Features

- Developed by a Magento Certified Developer
- Meets Magento standard development practices
- Single License is valid for 1 live Magento installation and unlimited test Magento installations
- Simple installation
- 100% open source

4. Compatibility

Magento Community Edition 2.3

5. Download the Extension

- [Sign in](#) to your account
- Navigate to menu **My Account** → **My Downloads**
- Find the extension and click to download it
- Extract the downloaded ZIP file in a temporary directory

6. Backup your web directory and store database

Before installing the extension, backup your web directory and store database. All our extensions are tested on clean Magento installations. We can not guarantee of compatibility with third party extensions or customized Magento installations. We recommend to install any extension you obtain from us on a testing Magento installation first and then on a live Magento installation in case of incompatibility with third party extensions.

7. Installing the Extension

- Upload the extracted folders and files of the extension to base (root) Magento directory. Do not replace the whole folders, but merge them. If you have downloaded the extension from Magento Marketplace, then create the following folder path **app/code/MageVision/MiniCartCoupon** and upload there the extracted folders and files.
- Connect via SSH to your Magento server as, or switch to, the Magento file system owner and run the following commands from the (root) Magento directory:
 - `cd path_to_the_magento_root_directory`
 - `php bin/magento maintenance:enable`
 - `php bin/magento module:enable MageVision_MiniCartCoupon`
 - `php bin/magento setup:upgrade`
 - `php bin/magento setup:di:compile`
 - `php bin/magento setup:static-content:deploy`
 - `php bin/magento maintenance:disable`
- Log out from Magento admin and log in again

8. How to Use

Navigate to Magento Admin under **Stores** → **Configuration** → **MageVision Extensions** → **Mini Cart Coupon** to enable and configure the extension.

Screenshot


Magento Admin configuration

Stores → **Configuration** → **MageVision Extensions** → **Mini Cart Coupon**


The screenshot shows the Magento Admin Configuration page for the Mini Cart Coupon extension. At the top, a yellow banner displays a warning: "One or more integrations have been reset because of a change to their xml configs." with a "System Messages: 1" dropdown. The main header includes a search icon, a notification bell with "3" alerts, and the user "admin". The "Configuration" title is centered. Below the header, the "Store View" is set to "Default Config" with a help icon, and a "Save Config" button is on the right. A left sidebar contains navigation categories: DASHBOARD, SALES, CATALOG, CUSTOMERS, MARKETING, CONTENT, REPORTS, and STORES. The "MAGEVISION EXTENSIONS" category is expanded, showing "Mini Cart Coupon" as the selected option. The "General" tab is active, showing three configuration options, all set to "Yes": "Enable [store view]", "Display Grand Total [store view]", and "Display Discount Amount [store view]".


Screenshot Mini Cart

Default welcome msg! [Sign In](#) or [Create an Account](#)



 **LUMA**

[What's New](#) [Women](#) [Men](#) [Gear](#) [Training](#) [Sale](#)








New Luma Yoga
Get fit and
seasonal
[Shop New Yoga](#)

Search entire store here...  

1 item Cart Subtotal : **€59.00** ✕

[Go to Checkout](#)

 **Fusion Backpack**
€59.00
Qty:  

[View and edit cart](#)

Apply discount code

[Apply Discount](#)

Screenshot
Mini Cart with coupon applied

The screenshot displays the LUMA website interface. At the top left is the LUMA logo. A navigation bar contains links for 'What's New', 'Women', 'Men', 'Gear', 'Training', and 'Sale'. A green notification banner states 'You added Fusion Backpack to your shopping cart.' Below this is a large banner image of a woman meditating on a beach, with text 'New Luma Yoga', 'Get fit and seasonal', and a 'Shop New Yoga' button. On the right, a mini cart is open, showing '1 item' and a 'Go to Checkout' button. The cart summary shows a subtotal of €59.00, a discount of -€10.00, and a total of €49.00. The item list shows 'Fusion Backpack' for €59.00 with a quantity of 1. A 'View and edit cart' link is present, along with a 'Apply discount code' field containing 'test' and a 'Cancel Coupon' button.

Search entire store here...

1 item Cart Subtotal : €59.00
Discount **-€10.00**
Cart Total **€49.00**

[Go to Checkout](#)

Fusion Backpack
€59.00
Qty:

[View and edit cart](#)

Apply discount code

[Cancel Coupon](#)

9. Support

If you need support or have any questions directly related to a MageVision extension, please contact us at support@magevision.com

Best regards,
The MageVision Team