



# **Greek Regions**

User/Installation Guide

Version 2.3.0

## 1. Overview

The Greek Regions extension adds the Greek regions in English and Greek language. The list of Greek regions will be available as dropdown options in your store wherever the region information is needed and when the country Greece is selected. The region information is usually asked to be provided in cart for tax estimation, in checkout for the billing and shipping address, in customer address and in shipping costs calculation based on a region. Useful for localization, shipping costs and tax calculation.

## 2. Key Features

- List of Greek Regions
- In English and Greek language
- Useful for localization, shipping costs and tax calculation

## 3. Other Features

- Developed by a Magento Certified Developer
- Meets Magento standard development practices
- Simple installation
- 100% open source

## 4. Compatibility

Magento Community Edition 2.1 – 2.2 – 2.3

## 5. Download the Extension

- [Sign in](#) to your account
- Navigate to menu **My Account** → **My Downloads**
- Find the extension and click to download it
- Extract the downloaded ZIP file in a temporary directory

## 6. Backup your web directory and store database

Before installing the extension, backup your web directory and store database. All our extensions are tested on clean Magento installations. We can not guarantee of compatibility with third party extensions or customized Magento installations. We recommend to install any extension you obtain from us on a testing Magento installation first and then on a live Magento installation in case of incompatibility with third party extensions.

## 7. Installing the Extension



- Upload the extracted folders and files of the extension to base (root) Magento directory. Do not replace the whole folders, but merge them. If you have downloaded the extension from Magento Marketplace, then create the following folder path **app/code/MageVision/GreekRegions** and upload there the extracted folders and files.
- Connect via SSH to your Magento server as, or switch to, the Magento file system owner and run the following commands from the (root) Magento directory:
  - `cd path_to_the_magento_root_directory`
  - `bin/magento maintenance:enable`
  - `php bin/magento module:enable MageVision_GreekRegions`
  - `php bin/magento setup:upgrade`
  - `php bin/magento setup:di:compile`
  - `php bin/magento setup:static-content:deploy`
  - `bin/magento maintenance:enable`
- Log out from Magento admin and log in again

## 8. How to Use

Screenshot:  
Greek Regions Cart Estimate Shipping Tax in en\_US locale


This is demo store. No orders will be fulfilled.



Default welcome msg! Sign In or Create an Account

 Search entire store here... 

What's New Women Men Gear Training Sale

### Shopping Cart

Item	Price	Qty	Subtotal
 Fusion Backpack	\$59.00	<input type="text" value="1"/>	\$59.00

#### Summary

Estimate Shipping and Tax ^

Country

State/Province


Zip/Postal Code

Flat Rate

Screenshot:  
Greek Regions Cart Estimate Shipping Tax in el\_GR locale


Αυτό είναι κατάστημα δείγμα. Καμία παραγγελία δεν θα εκπληρωθεί.

Προτιλεγμένο μήνυμα καλωσορίσματος | Σύνδεση ή Δημιουργία Λογαριασμού

**LUMA** Αναζήτηση σε όλο το κατάστημα. 

What's New Women Men Gear Training Sale

## Καλάθι

Είδος	Τιμή	Ποσότητα	Υποσύνολο
 Fusion Backpack	59,00 \$	1	59,00 \$

[Ενημερώστε το καλάθι αγορών](#)

### Περίληψη

Εκτίμηση μεταφορικών και Φόρων ^

Χώρα  
Ελλάδα

Νομός/επαρχία  
Γρεβενών

Ταχυδρομικός κώδικας

Screenshot:  
Greek Regions Magento Admin Shipping Settings in en\_US locale

The screenshot displays the Magento Admin interface for configuring shipping settings. On the left is a vertical sidebar with icons for various sections: Dashboard, Sales, Products, Customers, Marketing, Content, Reports, Stores, System, and Find Partners & Extensions. The main area is titled 'Configuration' and features a 'Shipping Policy Parameters' section. This section contains several input fields: 'Country' (set to Greece), 'Region/State' (a dropdown menu currently showing a list of Greek regions including Achaia, Aetolia-Acarnania, Arcadia, Argolis, Arta, Attica, Boeotia, Chalkidiki, Chania, Chios, Corfu, Corinthia, Cyclades, Dodecanese, Drama, Elis, Euboea, Evros, and Evrytania), 'ZIP/Postal Code', 'City', 'Street Address', and 'Street Address Line 2'. To the right of each field is a checkbox labeled 'Use system value'. In the top right corner of the configuration area, there is an orange 'Save Config' button.

Screenshot:  
Greek Regions Magento Admin Default Tax Destination Calculation in el\_GR locale

**Ρύθμιση παραμέτρων**

Προβολή Καταστήματος: Προεπιλεγμένη Ρύθμιση

**ΓΕΝΙΚΑ**

**ΚΑΤΑΛΟΓΟΣ**

**ΠΕΛΑΤΕΣ**

**ΠΩΛΗΣΕΙΣ**

Πωλήσεις

Email Πωλήσεων

PDF Εκτυπώσεις

**Φόροι**

Αγορά

**Τάξεις φορολογίας**

**Ρυθμίσεις υπολογισμού**

**Υπολογισμός Προεπιλεγμένου Φόρου**

Προεπιλεγμένη Χώρα [προβολή καταστήματος]

Προεπιλεγμένη Πολιτεία [προβολή καταστήματος]

Προεπιλεγμένος Ταχυδρομικός Κώδικας [προβολή καταστήματος]

**Ρυθμίσεις προβολής τιμών**

Εμφάνιση τιμών των προϊόντων στον κατάλογο [προβολή καταστήματος]

Εκτός φόρων

Χρήση τιμής συστήματος

Χρήση τιμής συστήματος

Χρήση τιμής συστήματος

Αποθήκευση Ρυθμίσεων

admin



## 9. Support

If you need support or have any questions directly related to a MageVision extension, please contact us at [support@magevision.com](mailto:support@magevision.com)

Best regards,  
The MageVision Team