



# **Greek Regions**

User/Installation Guide

Version 2.4.4

## 1. Overview

The Greek Regions extension adds the Greek regions in English and Greek language. The list of Greek regions will be available as dropdown options in your store wherever the region information is needed and when the country Greece is selected. The region information is usually asked to be provided in cart for tax estimation, in checkout for the billing and shipping address, in customer address and in shipping costs calculation based on a region. Useful for localization, shipping costs and tax calculation.

## 2. Key Features

- List of Greek Regions
- In English and Greek language
- Useful for localization, shipping costs and tax calculation

## 3. Other Features

- Developed by a Magento Certified Developer
- Meets Magento standard development practices
- Simple installation
- 100% open source

## 4. Compatibility

Magento Community Edition 2.4

## 5. Download the Extension

- [Sign in](#) to your account
- Navigate to menu **My Account** → **My Downloads**
- Find the extension and click to download it
- Extract the downloaded ZIP file in a temporary directory

## 6. Backup your web directory and store database

Before installing the extension, backup your web directory and store database. All our extensions are tested on clean Magento installations. We can not guarantee of compatibility with third party extensions or customized Magento installations. We recommend to install any extension you obtain from us on a testing Magento installation first and then on a live Magento installation in case of incompatibility with third party extensions.

## 7. Installing the Extension using an archive and FTP

- Upload the extracted folders and files of the extension to base (root) Magento directory. Do not replace the whole folders, but merge them. If you have downloaded the extension from Magento Marketplace, then create the following folder path **app/code/MageVision/GreekRegions** and upload there the extracted folders and files.
- Connect via SSH to your Magento server as, or switch to, the Magento file system owner and run the following commands from the (root) Magento directory:
  - `cd path_to_the_magento_root_directory`
  - `bin/magento maintenance:enable`
  - `php bin/magento module:enable MageVision_GreekRegions --clear-static-content`
  - `php bin/magento setup:upgrade`
  - `php bin/magento setup:di:compile`
  - `php bin/magento setup:static-content:deploy`
  - `bin/magento maintenance:enable`
- Log out from Magento admin and log in again

## 8. Installing the Extension via composer



- Connect via SSH to your Magento server as, or switch to, the Magento file system owner and run the following commands from the (root) Magento directory:
  - `cd path_to_the_magento_root_directory`
  - `bin/magento maintenance:enable`
  - `composer require magevision/module-greek-regions`
  - `php bin/magento module:enable MageVision_GreekRegions --clear-static-content`
  - `php bin/magento setup:upgrade`
  - `php bin/magento setup:di:compile`
  - `php bin/magento setup:static-content:deploy`
  - `bin/magento maintenance:enable`
- Log out from Magento admin and log in again

## 9. How to Use

Screenshot:  
Greek Regions Cart Estimate Shipping Tax in en\_US locale


This is demo store. No orders will be fulfilled.



Default welcome msg! Sign In or Create an Account

 Search entire store here... 

What's New Women Men Gear Training Sale

### Shopping Cart

Item	Price	Qty	Subtotal
 Fusion Backpack	\$59.00	<input type="text" value="1"/>	\$59.00

#### Summary

Estimate Shipping and Tax ^

Country

State/Province


Zip/Postal Code

Flat Rate

Screenshot:  
Greek Regions Cart Estimate Shipping Tax in el\_GR locale


Αυτό είναι κατάστημα δείγμα. Καμία παραγγελία δεν θα εκπληρωθεί.



Προτιλεγμένο μήνυμα καλωσορίσματος | Σύνδεση ή Δημιουργία Λογαριασμού

**LUMA** Αναζήτηση σε όλο το κατάστημα. 

What's New Women Men Gear Training Sale

## Καλάθι

Είδος	Τιμή	Ποσότητα	Υποσύνολο
 Fusion Backpack	59,00 \$	1	59,00 \$

Ενημερώστε το καλάθι αγορών

### Περίληψη

Εκτίμηση μεταφορικών και Φόρων ^

Χώρα  
Ελλάδα

Νομός/επαρχία  
Γρεβενών

Ταχυδρομικός κώδικας

Screenshot:  
Greek Regions Magento Admin Shipping Settings in en\_US locale

The screenshot displays the Magento Admin interface for configuring shipping settings. On the left is a vertical sidebar with icons for Dashboard, Sales, Products, Customers, Marketing, Content, Reports, Stores, System, and Find Partners & Extensions. The main area is titled 'Configuration' and features a 'Save Config' button in the top right. A left-hand menu lists various configuration categories: CATALOG, CUSTOMERS, SALES, Sales, Sales Emails, PDF Print-outs, Tax, Checkout, Shipping Settings (highlighted), and Multishipping Settings. The 'Shipping Policy Parameters' section is expanded, showing several input fields: 'Country' (set to Greece), 'Region/State' (a dropdown menu showing Greek regions like Achaia, Aetolia-Acarnania, Arcadia, Argolis, Arta, Attica, Boeotia, Chalkidiki, Chania, Chios, Corfu, Corinthia, Cyclades, Dodecanese, Drama, Elis, Euboea, Evros, and Evrytania), 'ZIP/Postal Code', 'City', 'Street Address', and 'Street Address Line 2'. Each field has a corresponding 'Use system value' checkbox.



Screenshot:  
Greek Regions Magento Admin Default Tax Destination Calculation in el\_GR locale

The screenshot displays the Magento Admin interface for the 'el\_GR' locale. The main heading is 'Ρύθμιση παραμέτρων' (Configuration). The left sidebar contains navigation icons for 'ΠΙΝΑΚΑΣ ΕΛΕΓΧΟΥ', 'ΠΩΛΗΣΕΙΣ', 'ΠΡΟΪΟΝΤΑ', 'ΠΕΛΑΤΕΣ', 'ΜΑΡΚΕΤΙΝΓΚ', 'ΠΕΡΙΕΧΟΜΕΝΟ', 'ΑΝΑΦΟΡΕΣ', 'ΚΑΤΑΣΤΗΜΑΤΑ', 'ΣΥΣΤΗΜΑ', and 'FIND PARTNERS & EXTENSIONS'. The top navigation bar includes a search icon, a notification bell, and a user profile labeled 'admin'. The main content area is titled 'Ρύθμιση παραμέτρων' and features a 'Προβολή Καταστήματος' (Store View) dropdown set to 'Προεπιλεγμένη Ρύθμιση'. A red button labeled 'Αποθήκευση Ρυθμίσεων' (Save Settings) is visible. The configuration is organized into sections: 'ΓΕΝΙΚΑ', 'ΚΑΤΑΛΟΓΟΣ', 'ΠΕΛΑΤΕΣ', 'ΠΩΛΗΣΕΙΣ', and 'Φόροι'. The 'Φόροι' section is expanded, showing 'Τάξεις φορολογίας', 'Ρυθμίσεις υπολογισμού', and 'Υπολογισμός Προεπιλεγμένου Φόρου'. The 'Προεπιλεγμένη Χώρα' dropdown is open, listing Greek regions: Αιτωλοακαρνανίας, Αργολίδας, Αρκαδίας, Άρτας, Αττικής, Αχαΐας, Βοιωτίας, Γρεβενών, Δράμας, Δωδεκανήσου, Έβρου, Εύβοιας, Ευρυτανίας, Ζακύνθου, Ηλείας, Ημαθίας, Ηρακλείου, Θεσπρωτίας, and Θεσσαλονίκης. Below this, the 'Προεπιλεγμένη Πολιτεία' is set to '\*'. The 'Προεπιλεγμένος Ταχυδρομικός Κώδικας' is empty. The 'Ρυθμίσεις προβολής τιμών' section shows 'Εμφάνιση τιμών των προϊόντων στον κατάλογο' set to 'Εκτός φόρων'. There are checkboxes for 'Χρήση τιμής συστήματος' (Use system price) which are currently unchecked.

## 10. Support

If you need support or have any questions directly related to a MageVision extension, please contact us at [support@magevision.com](mailto:support@magevision.com)

Best regards,  
The MageVision Team