



# Display Filters Per Category for Magento 2

User/Installation Guide

Version 2.4.6

## 1. Overview

The Display Filter Per Category extension for Magento 2 gives you the ability to define the filters you want to display in the layered navigation per category. Define the filters and their position for every category. You can also remove all filters from a category. If the extension is enabled and no filters are selected for a category, then all filters are shown by default.

## 2. Key Features

- Define filters for every category
- Define filter's position on every category
- Remove all filters from a category
- Better layered navigation filter management
- Improve your customer's experience
- Easy to configure

## 3. Other Features

- Developed by a Magento Certified Developer
- Meets Magento standard development practices
- Single License is valid for 1 live Magento installation and unlimited test Magento installations
- Simple installation
- 100% open source

## 4. Compatibility

## 5. Download the Extension

- [Sign in](#) to your account
- Navigate to menu **My Account** → **My Downloads**
- Find the extension and click to download it
- Extract the downloaded ZIP file in a temporary directory

## 6. Backup your web directory and store database

Before installing the extension, backup your web directory and store database. All our extensions are tested on clean Magento installations. We can not guarantee of compatibility with third party extensions or customized Magento installations. We recommend to install any extension you obtain from us on a testing Magento installation first and then on a live Magento installation in case of incompatibility with third party extensions.

## 7. Installing the Extension using an archive and FTP

- Upload the extracted folders and files of the extension to base (root) Magento directory. Do not replace the whole folders, but merge them. If you have downloaded the extension from Magento Marketplace, then create the following folder path **app/code/MageVision/DisplayFiltersPerCategory** and upload there the extracted folders and files.
- Connect via SSH to your Magento server as, or switch to, the Magento file system owner and run the following commands from the (root) Magento directory:
  - `cd path_to_the_magento_root_directory`
  - `php bin/magento maintenance:enable`
  - `php bin/magento module:enable MageVision_DisplayFiltersPerCategory --clear-static-content`
  - `php bin/magento setup:upgrade`
  - `php bin/magento setup:di:compile`
  - `php bin/magento setup:static-content:deploy`
  - `php bin/magento maintenance:disable`
- Log out from Magento admin and log in again

## 8. Installing the Extension via composer (Magento Marketplace)

- Connect via SSH to your Magento server as, or switch to, the Magento file system owner and run the following commands from the (root) Magento directory:
  - `cd path_to_the_magento_root_directory`
  - `php bin/magento maintenance:enable`
  - `composer require magevision/module-display-filters-per-category`
  - `php bin/magento module:enable MageVision_DisplayFiltersPerCategory --clear-static-content`
  - `php bin/magento setup:upgrade`
  - `php bin/magento setup:di:compile`
  - `php bin/magento setup:static-content:deploy`
  - `php bin/magento maintenance:disable`

## 9. How to Use

Navigate to Magento Admin under **Stores** → **Configuration** → **MageVision Extensions** → **Display Filters Per Category** to enable and configure the extension.

The screenshot shows the Magento Configuration interface. On the left is a vertical sidebar with navigation icons for Dashboard, Sales, Catalog, Customers, Marketing, Content, Reports, Stores, System, and Find Partners & Extensions. The main header area includes the title 'Configuration', a search icon, a notification bell, and a user profile 'admin'. Below the header, there's a 'Store View' dropdown set to 'Default Config' and a 'Save Config' button. The left sidebar menu is expanded to 'MAGEVISION EXTENSIONS'. The main content area features a 'General' section for the 'Display Filters Per Category' extension, which is currently set to 'Yes' in the 'Enable [store view]' dropdown. A promotional banner for the extension is visible at the top of the main content area.

Navigate to a category and click on the tab “**Filter Options**”

Tops (ID: 12)

Delete Save

- Tops (678)
- Jackets (176)
- Hoodies & Sweatshirts (208)
- Tees (192)
- Tanks (102)
- Bottoms (304)
- Gear (46)
- Collections (13)
- Training (6)
- Promotions (0)
- Sale (0)

Content ⌵

---

Display Settings ⌵

---

Search Engine Optimization ⌵

---

Products in Category ⌵

---

Design ⌵

---

Schedule Design Update ⌵

---

Filter Options ⌵

Remove All Filters  No

Filter Name	Position	Action
<input type="button" value="Add Filter"/>		

Copyright © 2019 Magento Commerce Inc. All rights reserved.

**Magento ver. 2.3.2**  
[Report an Issue](#)













By default if the extension is enabled an no filters are selected for a category, then all filters are displayed.

## Tops

Shopping Options

  Items 1-9 of 48

Sort By **Position**  

- CATEGORY 
- STYLE 
- SIZE 
- CLIMATE 
- COLOR 
- ECO COLLECTION 
- ERIN RECOMMENDS 
- MATERIAL 
- NEW 
- PATTERN 
- PERFORMANCE FABRIC 
- PRICE 



Cassius Sparring Tank

As low as **\$18.00**

- XS
- S
- M
- L
- XL



Atlas Fitness Tank

As low as **\$18.00**

- XS
- S
- M
- L
- XL



Tiberius Gym Tank

As low as **\$18.00**

- XS
- S
- M
- L
- XL



Sinbad Fitness Tank

As low as **\$29.00**

- XS
- S
- M
- L
- XL



Remove all filters by setting "Remove all Filters" to yes

Tops (ID: 12)

Delete Save

- Tops (678)
  - Jackets (176)
  - Hoodies & Sweatshirts (208)
  - Tees (192)
  - Tanks (102)
  - Bottoms (304)
- Gear (46)
  - Collections (13)
  - Training (6)
  - Promotions (0)
  - Sale (0)

[store view]

Content ⌵

---

Display Settings ⌵

---

Search Engine Optimization ⌵

---

Products in Category ⌵

---

Design ⌵

---

Schedule Design Update ⌵

---

Filter Options ⌵

Remove All Filters  Yes

Filter Name	Position	Action
<div style="border: 1px solid #ccc; display: inline-block; padding: 2px 10px; margin: 0 auto;">Add Filter</div>		

Copyright © 2019 Magento Commerce Inc. All rights reserved.

Magento ver. 2.3.2  
[Report an Issue](#)

So in the category page no filter will be displayed.

## Tops

Compare Products

  Items 1-9 of 48

Sort By **Position**  

You have no items to compare.

My Wish List

You have no items in your wish list.



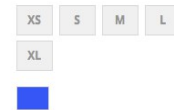
Cassius Sparring Tank

As low as **\$18.00**



Atlas Fitness Tank

As low as **\$18.00**



Tiberius Gym Tank

As low as **\$18.00**





Sinbad Fitness Tank


As low as **\$29.00**





Set “Remove all Filters” to no and select the filter and the position you want them to displayed in the category page.


 DASHBOARD


 SALES


 CATALOG


 CUSTOMERS


 MARKETING

 CONTENT

 REPORTS

 STORES

 SYSTEM

 FIND PARTNERS & EXTENSIONS

## Tops (ID: 12)

Delete
Save

Products in Category ⌵

---

Design ⌵

---


Schedule Design Update ⌵

---

Filter Options ⌵

Remove All Filters  No

Filter Name	Position	Action
<input type="text" value="Climate"/>	<input type="text" value="1"/>	<span>Delete</span>
<input type="text" value="Color"/>	<input type="text" value="2"/>	<span>Delete</span>
<input type="text" value="Category"/>	<input type="text" value="3"/>	<span>Delete</span>
<span>Add Filter</span>		

 Copyright © 2019 Magento Commerce Inc. All rights reserved.

**Magento ver. 2.3.2**  
[Report an Issue](#)

In the category page only the filter selected above will be displayed.

## Tops

### Shopping Options

CLIMATE

COLOR

CATEGORY


### Compare Products

You have no items to compare.

### My Wish List

You have no items in your wish list.

  Items 1-9 of 48

Sort By **Position**  



Cassius Sparring Tank  
As low as **\$18.00**

XS  S  M  L  
 XL



Atlas Fitness Tank  
As low as **\$18.00**

XS  S  M  L  
 XL



Tiberius Gym Tank  
As low as **\$18.00**

XS  S  M  L  
 XL



Sinbad Fitness Tank  
As low as **\$29.00**

XS  S  M  L  
 XL

## 10. Support

If you need support or have any questions directly related to a MageVision extension, please contact us at

[support@magevision.com](mailto:support@magevision.com)

Best regards,  
The MageVision Team