



# Display Filters Per Category

User/Installation Guide

Version 2.3.6

## 1. Overview

The Display Filter Per Category extension gives you the ability to define the filters you want to display in the layered navigation per category. Define the filters and their position for every category. You can also remove all filters from a category. If the extension is enabled and no filters are selected for a category, then all filters are shown by default.

## 2. Key Features

- Define filters for every category
- Define filter's position on every category
- Remove all filters from a category
- Better layered navigation filter management
- Improve your customer's experience
- Easy to configure

## 3. Other Features

- Developed by a Magento Certified Developer
- Meets Magento standard development practices
- Single License is valid for 1 live Magento installation and unlimited test Magento installations
- Simple installation
- 100% open source

## 4. Compatibility

Magento Community Edition 2.3 – 2.4

## 5. Download the Extension

- [Sign in](#) to your account
- Navigate to menu **My Account** → **My Downloads**
- Find the extension and click to download it
- Extract the downloaded ZIP file in a temporary directory

## 6. Backup your web directory and store database

Before installing the extension, backup your web directory and store database. All our extensions are tested on clean Magento installations. We can not guarantee of compatibility with third party extensions or customized Magento installations. We recommend to install any extension you obtain from us on a testing Magento installation first and then on a live Magento installation in case of incompatibility with third party extensions.

## 7. Installing the Extension

- Upload the extracted folders and files of the extension to base (root) Magento directory. Do not replace the whole folders, but merge them. If you have downloaded the extension from Magento Marketplace, then create the following folder path **app/code/MageVision/DisplayFiltersPerCategory** and upload there the extracted folders and files.
- Connect via SSH to your Magento server as, or switch to, the Magento file system owner and run the following commands from the (root) Magento directory:
  - `cd path_to_the_magento_root_directory`
  - `php bin/magento maintenance:enable`
  - `php bin/magento module:enable MageVision_DisplayFiltersPerCategory`
  - `php bin/magento setup:upgrade`
  - `php bin/magento setup:di:compile`
  - `php bin/magento setup:static-content:deploy`
  - `php bin/magento maintenance:disable`
- Log out from Magento admin and log in again

## 8. How to Use

Navigate to Magento Admin under **Stores** → **Configuration** → **MageVision Extensions** → **Display Filters Per Category** to enable and configure the extension.

The screenshot shows the Magento Admin Configuration interface. On the left is a vertical sidebar with navigation icons for Dashboard, Sales, Catalog, Customers, Marketing, Content, Reports, Stores, System, and Find Partners & Extensions. The main content area is titled 'Configuration' and shows 'Store View: Default Config'. A 'Save Config' button is in the top right. The left sidebar lists configuration sections: GENERAL, CATALOG, SECURITY, CUSTOMERS, SALES, ENGAGEMENT CLOUD, MAGEVISION EXTENSIONS (highlighted), SERVICES, and ADVANCED. The 'MAGEVISION EXTENSIONS' section is expanded to show 'Display Filters Per Category'. To the right of this section is a 'General' tab with an 'Enable [store view]' dropdown menu set to 'Yes'. Above the configuration area is a banner for 'Display Filters Per Category Extension v2.3.0 by MageVision' with a description and contact information. The footer contains the copyright notice 'Copyright © 2019 Magento Commerce Inc. All rights reserved.' and 'Magento ver. 2.3.2 Report an Issue'.

Navigate to a category and click on the tab "Filter Options"

The screenshot shows the Magento 2.3.2 admin interface. On the left is a vertical sidebar with navigation icons for Dashboard, Sales, Catalog, Customers, Marketing, Content, Reports, Stores, System, and Find Partners & Extensions. The main content area is titled 'Tops (ID: 12)' and includes a breadcrumb trail '(store view)'. A category tree on the left lists: Tops (678), Jackets (176), Hoodies & Sweatshirts (208), Tees (192), Tanks (102), Bottoms (304), Gear (46), Collections (13), Training (6), Promotions (0), and Sale (0). The right side of the page features a settings panel with sections: Content, Display Settings, Search Engine Optimization, Products in Category, Design, Schedule Design Update, and Filter Options. Each section has a dropdown arrow. Below the Filter Options section, there is a 'Remove All Filters' link and a toggle switch set to 'No'. At the bottom of the settings panel is a table with columns 'Filter Name', 'Position', and 'Action', and an 'Add Filter' button.

Copyright © 2019 Magento Commerce Inc. All rights reserved. Magento ver. 2.3.2 [Report an Issue](#)

By default if the extension is enabled and no filters are selected for a category, then all filters are displayed.

Default welcome msg! Sign In or Create an Account

**LUMA** Search entire store here...

What's New Women **Men** Gear Training Sale

Home > Men > Tops

## Tops

Shopping Options Items 1-9 of 48 Sort By Position

Shopping Options	Cassius Sparring Tank	Atlas Fitness Tank	Tiberius Gym Tank	Sinbad Fitness Tank
CATEGORY				
STYLE				
SIZE				
CLIMATE				
COLOR				
ECO COLLECTION				
ERIN RECOMMENDS				
MATERIAL				
NEW				
PATTERN				
PERFORMANCE FABRIC				
PRICE				

Remove all filters by setting "Remove all Filters" to yes

Tops (ID: 12) Delete [Save](#)

[store view]

- Tops (678)
  - Jackets (176)
  - Hoodies & Sweatshirts (208)
  - Tees (192)
  - Tanks (102)
  - Bottoms (304)
- Gear (46)
- Collections (13)
- Training (6)
- Promotions (0)
- Sale (0)

Content ⌵

Display Settings ⌵

Search Engine Optimization ⌵

Products in Category ⌵

Design ⌵

Schedule Design Update ⌵

Filter Options ⌵

Remove All Filters  Yes

Filter Name	Position	Action
<a href="#">Add Filter</a>		

Copyright © 2019 Magento Commerce Inc. All rights reserved. Magento ver. 2.3.2 [Report an Issue](#)



So in the category page no filter will be displayed.

Default welcome msg! [Sign In](#) or [Create an Account](#)

**LUMA**

[What's New](#) [Women](#) [Men](#) [Gear](#) [Training](#) [Sale](#)


[Home](#) > [Men](#) > [Tops](#)

# Tops


Compare Products   Items 1-9 of 48 Sort By

You have no items to compare.


My Wish List  
You have no items in your wish list.




Cassius Sparring Tank  
As low as **\$18.00**



Atlas Fitness Tank  
As low as **\$18.00**



Tiberius Gym Tank  
As low as **\$18.00**



Sinbad Fitness Tank  
As low as **\$29.00**

Set "Remove all Filters" to no and select the filter and the position you want them to displayed in the category page.

Tops (ID: 12) Delete Save

Products in Category ⌵

Design ⌵

Schedule Design Update ⌵

Filter Options ⌵

Remove All Filters  No

Filter Name	Position	Action
Climate	1	Delete
Color	2	Delete
Category	3	Delete

Add Filter

Copyright © 2019 Magento Commerce Inc. All rights reserved. Magento ver. 2.3.2  
[Report an Issue](#)

In the category page only the filter selected above will be displayed.

Default welcome msg! Sign In or Create an Account

**LUMA** Search entire store here...

What's New Women **Men** Gear Training Sale

Home > Men > Tops

# Tops

Shopping Options Items 1-9 of 48 Sort By Position

CLIMATE

COLOR


CATEGORY

Compare Products


You have no items to compare.


My Wish List

You have no items in your wish list.





Cassius Sparring Tank  
As low as **\$18.00**







Atlas Fitness Tank  
As low as **\$18.00**






Tiberius Gym Tank  
As low as **\$18.00**





Sinbad Fitness Tank  
As low as **\$29.00**



## 9. Support

If you need support or have any questions directly related to a MageVision extension, please contact us at [support@magevision.com](mailto:support@magevision.com)

Best regards,  
The MageVision Team