



# **Cart Product Comment for Magento 2**

User/Installation Guide

Version 2.4.6

## 1. Overview

The Cart Product Comment extension for Magento 2 gives the ability to your customers to leave a comment to each product in cart. Comments are visible on every order in "My Account" and on the order confirmation email for customers and in Magento admin for Admin users. Admin users can view customers' comments and take action if needed. Improve your customers' experience and satisfy your customers the best. A better understanding of your customers' behavior and their needs, will help you to increase your sales and improve your store.

## 2. Key Features

- Customers can leave a comment to each product in cart
- Comments are visible on every order in "My Account" and on the order confirmation email for customers
- Comments are visible on every order in Magento admin for Admin users
- Admin users can view customers' comments and take action if needed
- Get order item's comment via Magento API
- Improve your customers' experience
- Satisfy your customers the best

## 3. Other Features

- Developed by a Magento Certified Developer
- Meets Magento standard development practices
- Single License is valid for 1 live Magento installation and unlimited test Magento installations
- Simple installation
- 100% open source

## 4. Compatibility

Magento Community Edition 2.4

## 5. Download the Extension

- [Sign in](#) to your account
- Navigate to menu **My Account** → **My Downloads**
- Find the extension and click to download it
- Extract the downloaded ZIP file in a temporary directory

## 6. Backup your web directory and store database

Before installing the extension, backup your web directory and store database. All our extensions are tested on clean Magento installations. We can not guarantee of compatibility with third party extensions or customized Magento installations. We recommend to install any extension you obtain from us on a testing Magento installation first and then on a live Magento installation in case of incompatibility with third party extensions.

## 7. Installing the Extension using an archive and FTP

- Upload the extracted folders and files of the extension to base (root) Magento directory. Do not replace the whole folders, but merge them. If you have downloaded the extension from Magento Marketplace, then create the following folder path **app/code/MageVision/CartProductComment** and upload there the extracted folders and files.
- Connect via SSH to your Magento server as, or switch to, the Magento file system owner and run the following commands from the (root) Magento directory:
  - `cd path_to_the_magento_root_directory`
  - `php bin/magento maintenance:enable`
  - `php bin/magento module:enable MageVision_CartProductComment --clear-static-content`
  - `php bin/magento setup:upgrade`
  - `php bin/magento setup:di:compile`
  - `php bin/magento setup:static-content:deploy`
  - `php bin/magento maintenance:disable`
- Log out from Magento admin and log in again

## 8. Installing the Extension via composer (Magento Marketplace)

- Connect via SSH to your Magento server as, or switch to, the Magento file system owner and run the following commands from the (root) Magento directory:
  - `cd path_to_the_magento_root_directory`
  - `php bin/magento maintenance:enable`
  - `composer require magevision/module-cart-product-comment`
  - `php bin/magento module:enable MageVision_CartProductComment --clear-static-content`
  - `php bin/magento setup:upgrade`
  - `php bin/magento setup:di:compile`
  - `php bin/magento setup:static-content:deploy`
  - `php bin/magento maintenance:disable`

## 9. How to Use

Navigate to Magento Admin under **Stores** → **Configuration** → **MageVision Extensions** → **Cart Product Comment** to activate the extension. A comment box will be added to each product in cart where customers can leave a comment. After an order is placed, comments are visible on every order in "My Account" and on the order confirmation email for customers and in Magento admin for Admin users.

Screenshot  
Extension's configuration


The screenshot shows the Magento Admin Configuration interface. On the left is a vertical sidebar with navigation icons for Dashboard, Sales, Catalog, Customers, Marketing, Content, Reports, and Stores. The main content area is titled "Configuration" and shows the "Store View" set to "Default Config". A "Save Config" button is visible in the top right. The "MAGEVISION EXTENSIONS" section is expanded, showing the "Cart Product Comment" extension. Under the "General" tab, two settings are visible: "Enabled [store view]" and "Display Update Button on every Cart Item [store view]", both set to "Yes".



Screenshot  
Cart view with update item button

**LUMA** Search entire store here...

What's New Women Men Gear Training Sale

## Shopping Cart

Item	Price	Qty	Subtotal	Comment
 Fusion Backpack	\$59.00	1	\$59.00	<div style="border: 1px solid #ccc; padding: 5px;">This is a present so is really important to be delivered on time! Thank you.</div> <div style="text-align: right;"><a href="#">Update</a></div>

[Move to Wishlist](#)  

### Summary

[Estimate Shipping and Tax](#)

Subtotal	\$59.00
Tax	\$4.87
<b>Order Total</b>	<b>\$63.87</b>


[Proceed to Checkout](#)



Screenshot  
Cart view without update item button

**LUMA** Search entire store here...


What's New Women Men Gear Training Sale

## Shopping Cart

Item	Price	Qty	Subtotal	Comment
 Fusion Backpack	\$59.00	1	\$59.00	This is a present so is really important to be delivered on time! Thank you.

### Summary

Estimate Shipping and Tax 

Subtotal \$59.00

Tax \$0.00

**Order Total \$59.00**

[Proceed to Checkout](#)

Screenshot  
Customer's account order view

Account Dashboard  
Account Information  
Address Book  
**My Orders**  
My Downloadable Products  
Newsletter Subscriptions  
Stored Payment Methods  
My Product Reviews  
Billing Agreements  
My Wish List

Order # 000000020 PENDING

February 21, 2017

[Reorder](#) [Print Order](#)

Items Ordered


Product Name	SKU	Price	Qty	Subtotal
Fusion Backpack	24-MB02	\$59.00	Ordered: 1	\$59.00

**Comment**  
This is a present so is really important to be delivered on time! Thank you.

Subtotal	\$59.00
Shipping & Handling	\$0.00
Tax	\$4.87

Compare Products  
You have no items to compare.


Screenshot  
 Magento admin order view




DASHBOARD

#000000020


← Back
Cancel
Send Email
Hold
Invoice
Ship
Reorder
Edit




SALES




PRODUCTS




CUSTOMERS




MARKETING




CONTENT



REPORTS



STORES



SYSTEM

### Items Ordered

Product	Item Status	Original Price	Price	Qty	Subtotal	Tax Amount	Tax Percent	Discount Amount	Row Total
Fusion Backpack SKU: 24-MB02	Ordered	\$59.00	\$59.00	Ordered 1	\$59.00	\$4.87	8.25%	\$0.00	\$63.87

**Comment:**  
 This is a present so is really important to be delivered on time! Thank you.

### Order Total

---

Notes for this Order

Order Totals

Screenshot  
Order confirmation email

Veronica Costello,

Thank you for your order from Main Website Store. Once your package ships we will send you a tracking number. You can check the status of your order by [logging into your account](#).

If you have questions about your order, you can email us at [support@example.com](mailto:support@example.com).

## Your Order #000000023

---

Thanks for shopping with us! We'll be in touch soon!

### Billing Info

Veronica Costello  
6146 Honey Bluff Parkway  
Calder, Michigan, 49628-7978  
United States  
T: (555) 229-3326

### Shipping Info

Veronica Costello  
6146 Honey Bluff Parkway  
Calder, Michigan, 49628-7978  
United States  
T: (555) 229-3326

### Payment Method

Check / Money order

### Shipping Method

Flat Rate - Fixed

### Items

#### Fusion Backpack

SKU: 24-MB02

Comment: This is a present so is really important to be delivered on time! Thank you.

Qty	Price
1	\$59.00

## 10. Support

If you need support or have any questions directly related to a MageVision extension, please contact us at [support@magevision.com](mailto:support@magevision.com)

Best regards,  
The MageVision Team