



Admin Users Online for Magento 2

User/Installation Guide

Version 2.4.6

1. Overview

The Admin Users Online extension gives you the ability to view the Admin users that are online in Magento admin at any given time. The length of the online session is set in the configuration, and determines how long an Admin user is visible from other Admin users. By default, the online session is set to 15 minutes. All online Admin users are listed in a Magento admin grid with additional default information about them like the Username, First Name, Last Name, Email Address, IP Address, the Session Start Time, the Session Status and the time of the Last Activity. Additionally the Last Url visited can be also shown.

You can also easily manage the online Admin users, terminate an online Admin user's session and send a message to an online Admin user via email. An direct edit link to the Admin user's page is also provided.

A good way to know exactly who is accessing the Magento admin at any given time, especially when you have several Admin users.

2. Key Features

- View the Admin users that are online in Magento admin
- Configurable length of the online session
- Additional information about the online Admin users
- Examine recently activity
- Send a message to an online Admin user via email
- Terminate an online Admin user's session
- Edit link to Admin user's page
- Better overview of who is accessing Magento admin

3. Other Features

- Developed by a Magento Certified Developer
- Meets Magento standard development practices
- Single License is valid for 1 live Magento installation and unlimited test Magento installations
- Simple installation
- 100% open source

4. Compatibility

Magento Community Edition 2.4

5. Download the Extension

- [Sign in](#) to your account
- Navigate to menu **My Account** → **My Downloads**
- Find the extension and click to download it
- Extract the downloaded ZIP file in a temporary directory

6. Backup your web directory and store database

Before installing the extension, backup your web directory and store database. All our extensions are tested on clean Magento installations. We can not guarantee of compatibility with third party extensions or customized Magento installations. We recommend to install any extension you obtain from us on a testing Magento installation first and then on a live Magento installation in case of incompatibility with third party extensions.

7. Installing the Extension using an archive and FTP

- Upload the extracted folders and files of the extension to base (root) Magento directory. Do not replace the whole folders, but merge them. If you have downloaded the extension from Magento Marketplace, then create the following folder path **app/code/MageVision/AdminUsersOnline** and upload there the extracted folders and files.
- Connect via SSH to your Magento server as, or switch to, the Magento file system owner and run the following commands from the (root) Magento directory:
 - `cd path_to_the_magento_root_directory`
 - `php bin/magento maintenance:enable`
 - `php bin/magento module:enable MageVision_AdminUsersOnline --clear-static-content`
 - `php bin/magento setup:upgrade`
 - `php bin/magento setup:di:compile`
 - `php bin/magento setup:static-content:deploy`
 - `php bin/magento maintenance:disable`
- Log out from Magento admin and log in again

8. Installing the Extension via composer (Magento Marketplace)

- Connect via SSH to your Magento server as, or switch to, the Magento file system owner and run the following commands from the (root) Magento directory:
 - `cd path_to_the_magento_root_directory`
 - `php bin/magento maintenance:enable`
 - `composer require magevision/module-admin-users-online`
 - `php bin/magento module:enable MageVision_AdminUsersOnline --clear-static-content`
 - `php bin/magento setup:upgrade`
 - `php bin/magento setup:di:compile`
 - `php bin/magento setup:static-content:deploy`
 - `php bin/magento maintenance:disable`

9. How to Use

Navigate to Magento Admin under **Stores** → **Configuration** → **MageVision Extensions** → **Admin Users Online** to configure the length of the online session. If you leave it empty as it is, the online session time is 15 minutes by default.

The default email template that the extension uses, includes a hello message and the message that you add. So in case you need to customize it, navigate to Magento Admin under **Marketing** → **Email Templates** and add a new template. Load as default template the “Admin Users Online“ and see the template's information. You can customize the template subject and content. Except from the default Magento's variables, you can also use some custom variables. You always have to use the variable “message” in the email template so to include the message you send.

Variables:

“admin_user_sender_name“ : Admin User Sender Name

“admin_user_recipient_name“ : Admin User Recipient Name

“message“ : Message

Give a name to your custom template and save it. Afterwards navigate again to Magento Admin under **Stores** → **Configuration** → **MageVision Extensions** → **Admin Users Online** and configure the extension to use your new custom email template.

Navigate to Magento Admin under **System** → **Admin Users Now Online** to view and manage the online Admin users.


Screenshot:

Admin Users Online configuration

Stores → **Configuration** → **MageVision Extensions** → **Admin Users Online**

The screenshot shows the configuration page for 'Admin Users Online' in a Magento 2 dashboard. At the top, a yellow banner displays a warning: 'This is only a demo store. You can browse and place orders, but nothing will be processed.' The main header includes the 'Configuration' title, search, notification, and user icons, and a 'Store View: Default Config' dropdown with a 'Save Config' button. A left sidebar lists navigation categories: DASHBOARD, SALES, PRODUCTS, CUSTOMERS, MARKETING, CONTENT, REPORTS, STORES, SYSTEM, and FIND PARTNERS & EXTENSIONS. The 'MAGEVISION EXTENSIONS' section is expanded, showing 'Online Admin Users Options' with two settings: 'Online Minutes Interval' (input field, global, with a note to leave empty for default) and 'Email Template' (dropdown menu, global, with a note about theme fallback).

Screenshot:
 Admin Users Online grid
 System → Admin Users Now Online


 This is only a demo store. You can browse and place orders, but nothing will be processed.

Admin Users Now Online

2 records found

per page

ID	Username	First Name	Last Name	IP Address	Session Start Time	Session Status	Last Activity	Send Email	Action
1	admin	admin	admin	127.0.0.1	Sep 6, 2016 1:14:43 PM	Logged In	Sep 6, 2016 1:26:17 PM	<input type="button" value="Send Email"/>	<input type="button" value="Select"/>
2	demo	Firstname	Lastname	127.0.0.1	Sep 6, 2016 1:18:16 PM	Logged In	Sep 6, 2016 1:21:11 PM	<input type="button" value="Send Email"/>	<input type="button" value="Select"/>

 Copyright © 2016 Magento Commerce Inc. All rights reserved.

Magento ver. 2.1.0
[Report Bugs](#)

Screenshot

Add Last Url visited column

This is only a demo store. You can browse and place orders, but nothing will be processed.

Admin Users Now Online

2 records found

ID	Username	First Name	Last Name	IP Address	Session Start Time	Session Status
1	admin	admin	admin	127.0.0.1	Sep 6, 2016 1:14:43 PM	Logged In
2	demo	Firstname	Lastname	127.0.0.1	Sep 6, 2016 1:18:16 PM	Logged In

Columns


10 out of 11 visible

- ID
- Username
- First Name
- Last Name
- IP Address
- Session Start Time
- Session Status
- Last Activity
- Last Url
- Send Email
- Action

Reset Cancel

Copyright © 2016 Magento Commerce Inc. All rights reserved. Magento ver. 2.1.0 [Report Bugs](#)

Screenshot
Admin Users Online grid with Last Url visited column

 This is only a demo store. You can browse and place orders, but nothing will be processed.

Admin Users Now Online

2 records found

Filters | Default View | Columns

20 per page | 1 of 1

ID	Username	First Name	Last Name	IP Address	Session Start Time	Session Status	Last Activity ↑	Last Url
1	admin	admin	admin	127.0.0.1	Sep 13, 2016 10:57:00 AM	Logged In	Sep 13, 2016 12:40:07 PM	/admin/admin/online/index/key/56b23682712f67f8818e1f5ed380cf0ed5a8eda3d96e26c711c404818f2bc398/
2	demo	Firstname	Lastname	127.0.0.1	Sep 13, 2016 11:34:55 AM	Logged In	Sep 13, 2016 12:39:12 PM	/admin/customer/index/edit/id/1/key/066cc9d6432dbebe0140e11c002ab2d11cb570251bcba28954b71e515aebbbe/

Copyright © 2016 Magento Commerce Inc. All rights reserved. Magento ver. 2.1.0 [Report Bugs](#)

Screenshot Send message

This is only a demo store. You can browse and place orders, but nothing will be processed.

Admin Users Now C

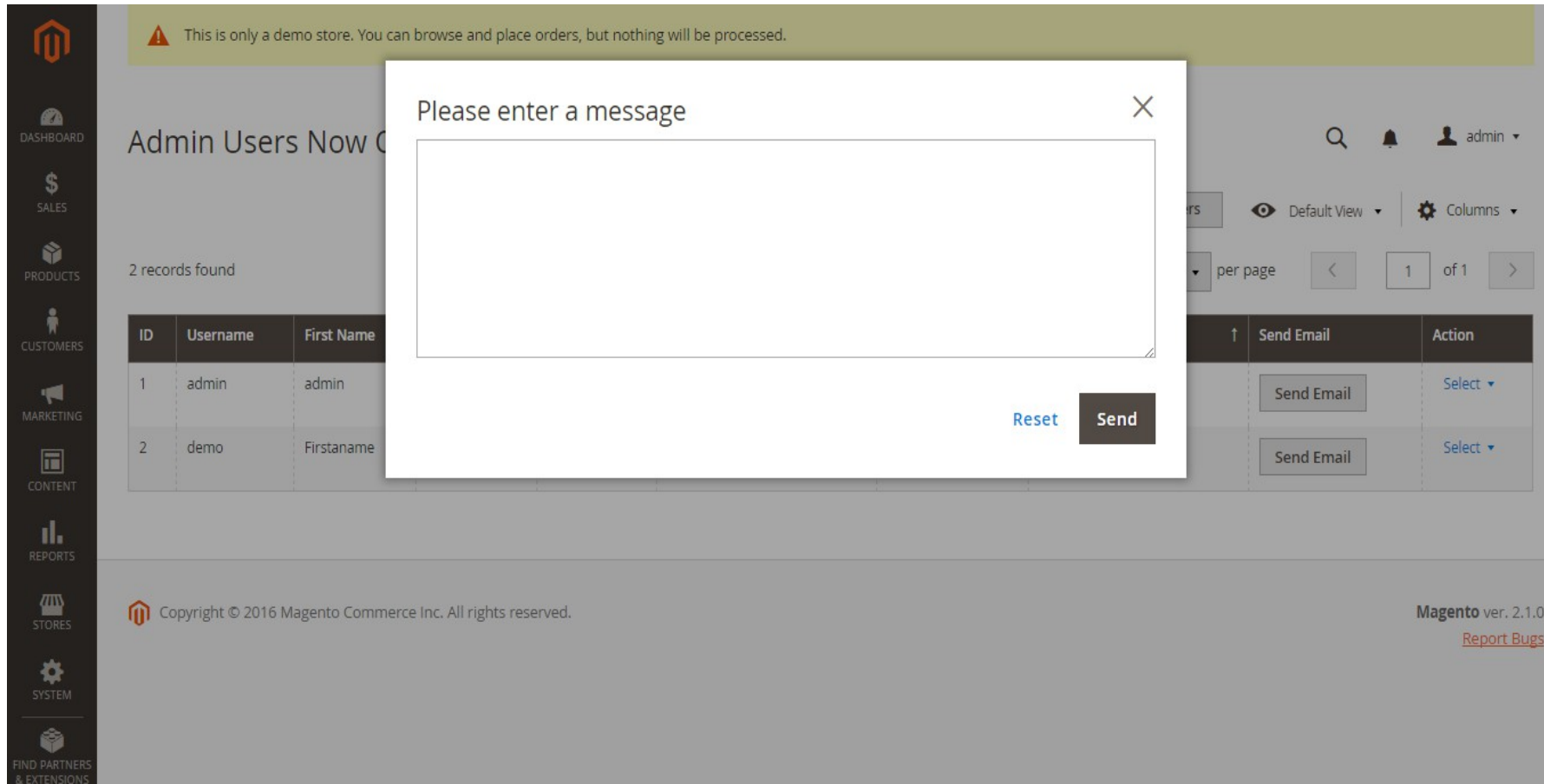
2 records found

ID	Username	First Name
1	admin	admin
2	demo	Firstname

Please enter a message

Reset Send

Copyright © 2016 Magento Commerce Inc. All rights reserved. **Magento** ver. 2.1.0 [Report Bugs](#)

The screenshot shows the Magento Admin interface. A modal dialog is open in the center, titled "Please enter a message", with a close button (X) in the top right corner. The dialog contains a large text input field and two buttons at the bottom: "Reset" (in blue text) and "Send" (in a dark grey button). In the background, the "Admin Users" list is visible, showing two records. The first record has ID 1, Username "admin", and First Name "admin". The second record has ID 2, Username "demo", and First Name "Firstname". To the right of the table, there are "Send Email" buttons and "Action" dropdown menus for each record. The top of the page has a warning banner and a navigation sidebar on the left.

Screenshot
Terminate Session

This is only a demo store. You can browse and place orders, but nothing will be processed.

Admin

2 records found

1 of 1

Session for admin user: Firstname Lastname
Are you sure to terminate this session?

Cancel OK

ID	Username	First Name	Last Name	IP Address	Session Start Time	Session Status	Last Activity	Send Email	Action
1	admin	admin	admin	127.0.0.1	Sep 6, 2016 1:14:43 PM	Logged In	Sep 6, 2016 1:26:17 PM	Send Email	Select
2	demo	Firstname	Lastname	127.0.0.1	Sep 6, 2016 1:18:16 PM	Logged In	Sep 6, 2016 1:21:11 PM	Send Email	Select


Edit
Terminate Session

Copyright © 2016 Magento Commerce Inc. All rights reserved.

Magento ver. 2.1.0
[Report Bugs](#)

Screenshot

Edit Admin User

 This is only a demo store. You can browse and place orders, but nothing will be processed.

Admin Users Now Online

2 records found

Filters | Default View | Columns

20 per page | 1 of 1

ID	Username	First Name	Last Name	IP Address	Session Start Time	Session Status	Last Activity	Send Email	Action
1	admin	admin	admin	127.0.0.1	Sep 6, 2016 1:14:43 PM	Logged In	Sep 6, 2016 1:26:17 PM	Send Email	Select Edit
2	demo	Firstname	Lastname	127.0.0.1	Sep 6, 2016 1:18:16 PM	Logged In	Sep 6, 2016 1:21:11 PM	Send Email	Terminate Session

Copyright © 2016 Magento Commerce Inc. All rights reserved. Magento ver. 2.1.0
[Report Bugs](#)

10. Support

If you need support or have any questions directly related to a MageVision extension, please contact us at support@magevision.com

Best regards,
The MageVision Team